


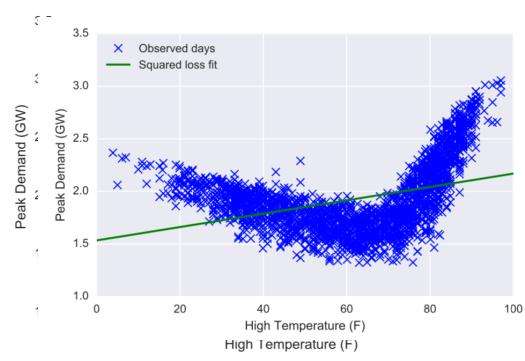
 **BLG 561E**
Deep Learning
Fall 2021

Lecture: Deep Learning Week 2

CRN 14899
Gözde Ünal

1

 **Fitting Nonlinear (Polynomial) Features with a linear hypothesis**

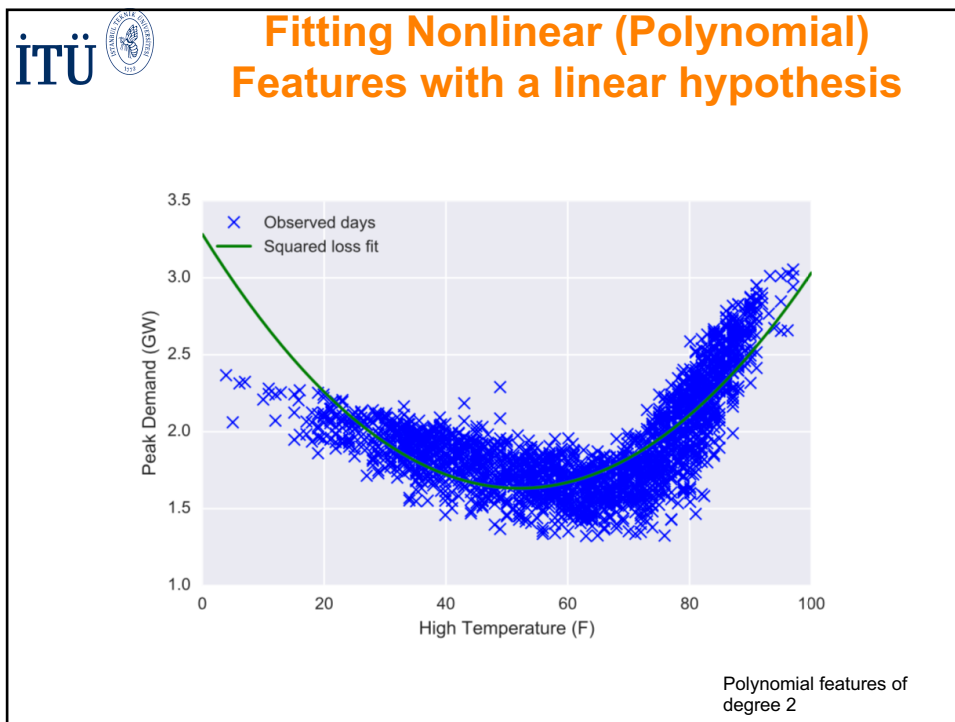


Peak Demand (GW)

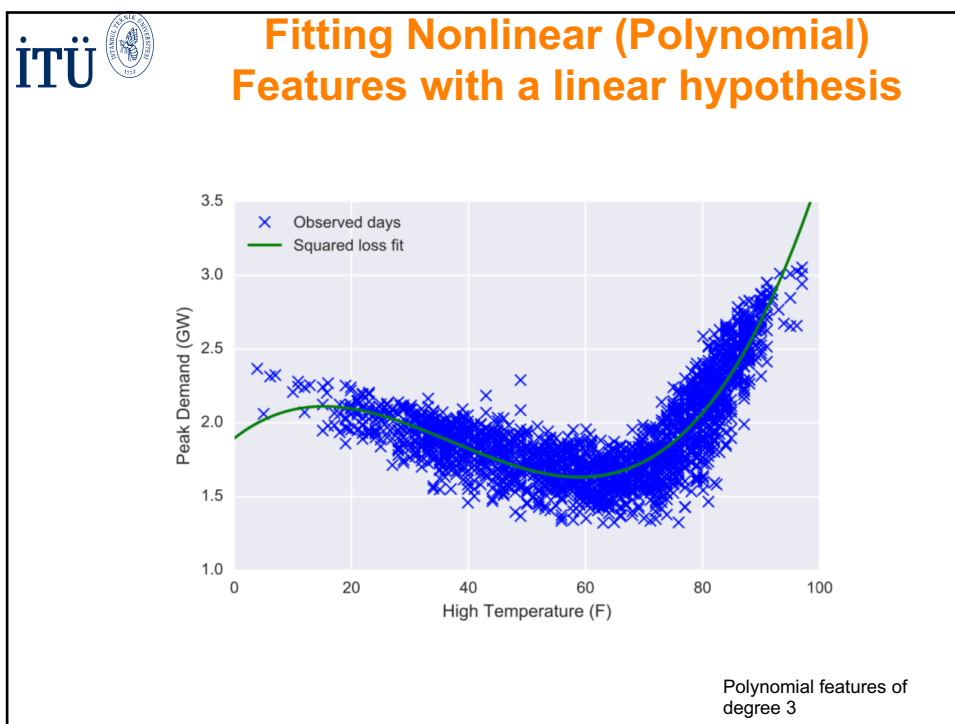
High Temperature (F)

Linear Regression fit

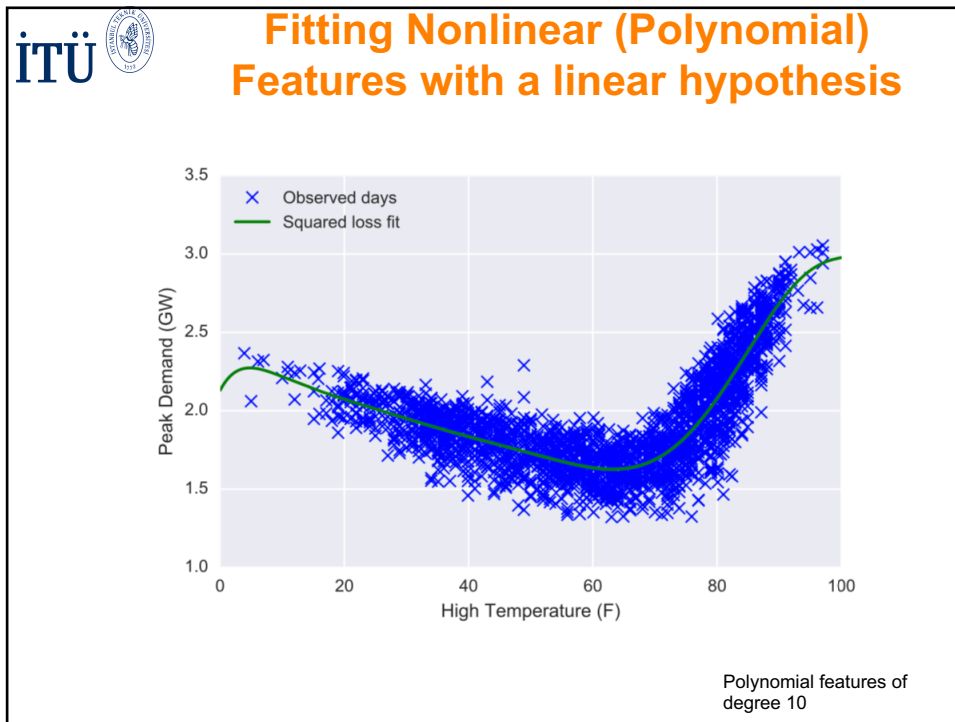
2



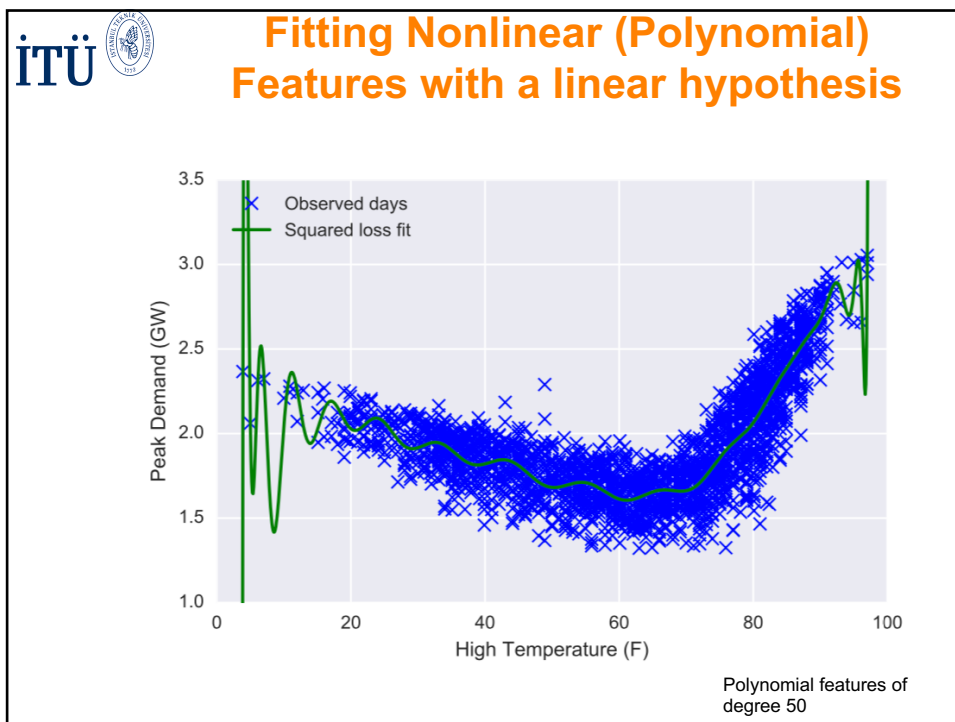
3




4



5



6



Generalization

→ **Representation Problem!**
 The higher degree polynomials exhibited overfitting: although they have very low loss on the training data.

They led to hypothesis functions that did not generalize well

We trained our system by minimizing the objective:


$$\underset{\theta}{\text{minimize}} \sum_{i=1}^m \ell(h_{\theta}(x^{(i)}), y^{(i)})$$

Q: Is this error what we really care about in developing robust ML algorithms?

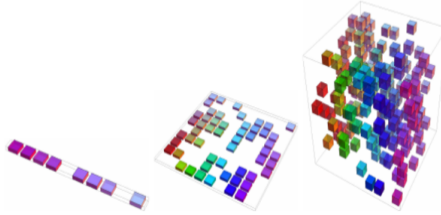
No. We care about how well our model will generalize to new examples that we did not use to train the system.

Note that we assume that they are also drawn from the "same distribution" as the examples we used for training.

7

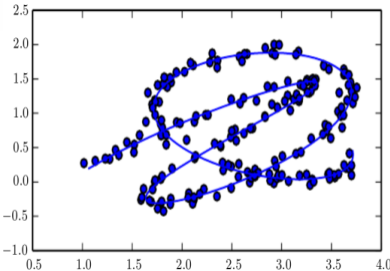


Motivation for Deep Learning –




Curse of Dimensionality

The purpose of ML is to generalize based on training data, but as the dimension grows, the number of configurations of dimensions is exponential. Our training data will not likely to cover all those variations in high dimensional spaces.



Manifold learning

8



Generalization

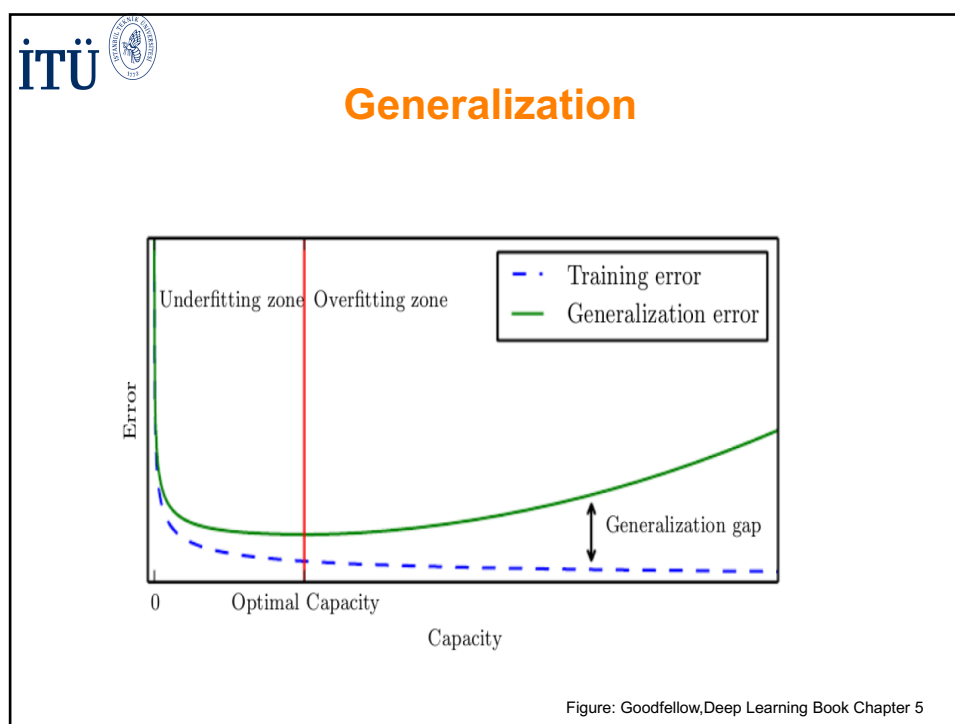
A central challenge in machine learning is to perform well on new, **previously unseen** inputs.

- This property is known as generalization. The error on the test data is referred to as *generalization error*

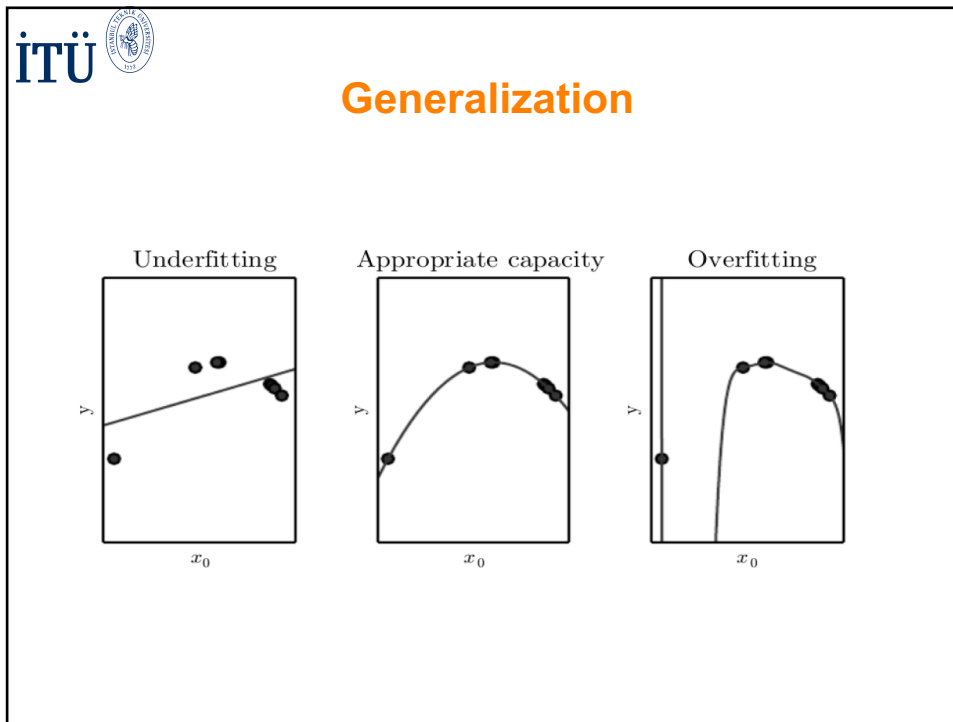
But how can we say something about the test data, if all we see is training data?

- If these datasets were generated arbitrarily, we cant...
- However, if they come from the same distribution $p(x, y)$, then we can say something! For instance, their mean should be equal

9



10



11


Regularization

Regularization is any modification we make to the learning algorithm to reduce generalization error.

- The most common form of regularization is to modify the loss function so that larger parameters are penalized

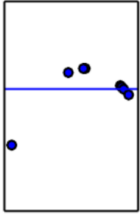
$$J(\mathbf{w}) = \text{MSE}_{\text{train}}(\mathbf{w}) + \lambda \mathbf{w}^T \mathbf{w}$$

12



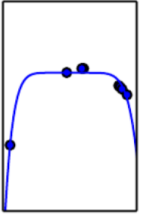
Regularization

Underfitting
(Excessive λ)



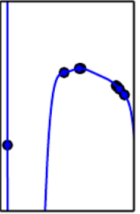
x_0

Appropriate weight decay
(Medium λ)



x_0


Overfitting
($\lambda \rightarrow 0$)



x_0

- There are other forms of regularization, for instance 'dropout' (randomly dropping some of the weights in your model) is very popular in deep learning

13



Hyperparameters

Hyperparameters: Choices about the algorithm that we typically set rather than learn

- Hyperparameters are the parameters of our model that controls the capacity, as well as the behaviour of the algorithm
- Examples: degree of a polynomial, number of layers or width in a neural net.
- These could be usually set by domain experts
- Can we "learn" those parameters as well?
- Yes! We can try optimizing them: this is called. HYPERPARAMETER OPTIMIZATION


Q: Possibly the 2 most important hyperparameters to worry about in NNs ?

A: Learning rate and Regularizer Weight

Others: Batchsize, dropout rate, etc

Very problem-dependent.
Must try them all out and see what works best.

14

ITÜ  **Setting Hyperparameters**

Idea #1: Choose hyperparameters that work best on the data **BAD:** always works perfectly on training data

Your Dataset

Question

Idea #2: Split data into **train** and **test**, choose hyperparameters that work best on test data

train test


BAD: No idea how algorithm will perform on new data

Idea #3: Split data into **train**, **val**, and **test**; choose hyperparameters on val and evaluate on test **Better!**

train validation test

Optional: retrain the final model on training+val set Figure: Goodfellow, Deep Learning Book Chapter 5

15

ITÜ  **Setting Hyperparameters**

Idea #3: Split data into **train**, **val**, and **test**; choose hyperparameters on val and evaluate on test **Better!**

train validation test


Important: Evaluate your system in the “wild”.

Never “peek” into your test set!

Try to get a brand new test set at the end you have never seen.
This is the right (moral) thing to do 😊

True both in academic research and practical data science in the field.

16


Setting Hyperparameters


Your Dataset


Idea #4: Cross-Validation: Split data into **folds**, try each fold as validation and average the results

fold 1	fold 2	fold 3	fold 4	fold 5	test
fold 1	fold 2	fold 3	fold 4	fold 5	test
fold 1	fold 2	fold 3	fold 4	fold 5	test

Useful for small datasets, but not used too frequently in deep learning

17


Bias and Variance



error

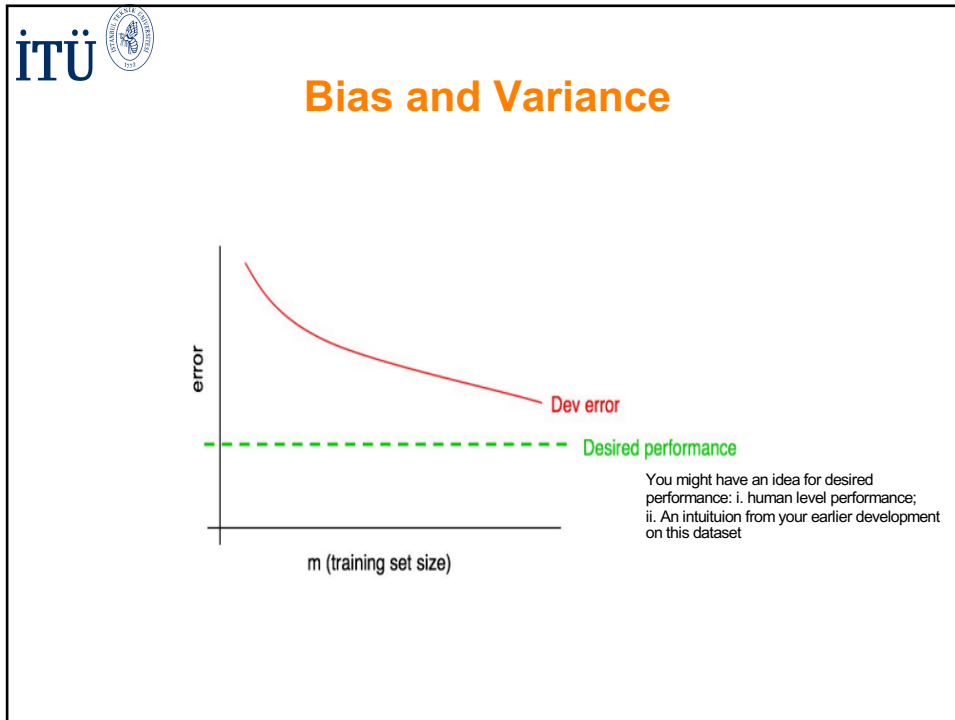
m (training set size)

Dev error = Validation set error = Holdout set error

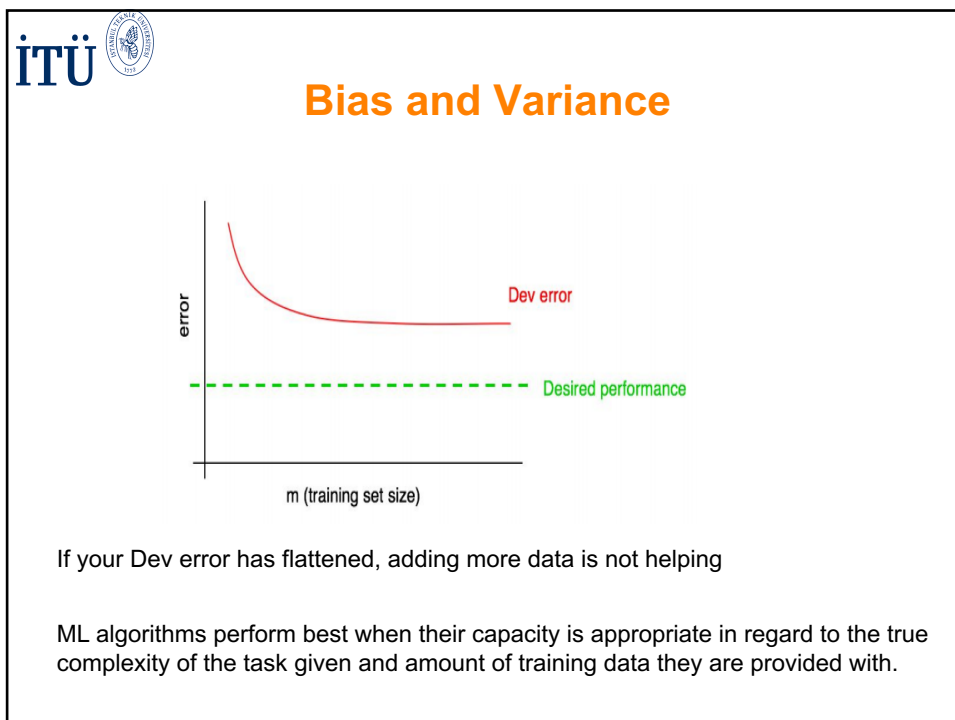
You expect Valid error to decrease as you add more training samples to the data.

Figures: Andrew Ng, Machine Learning Yearning Book

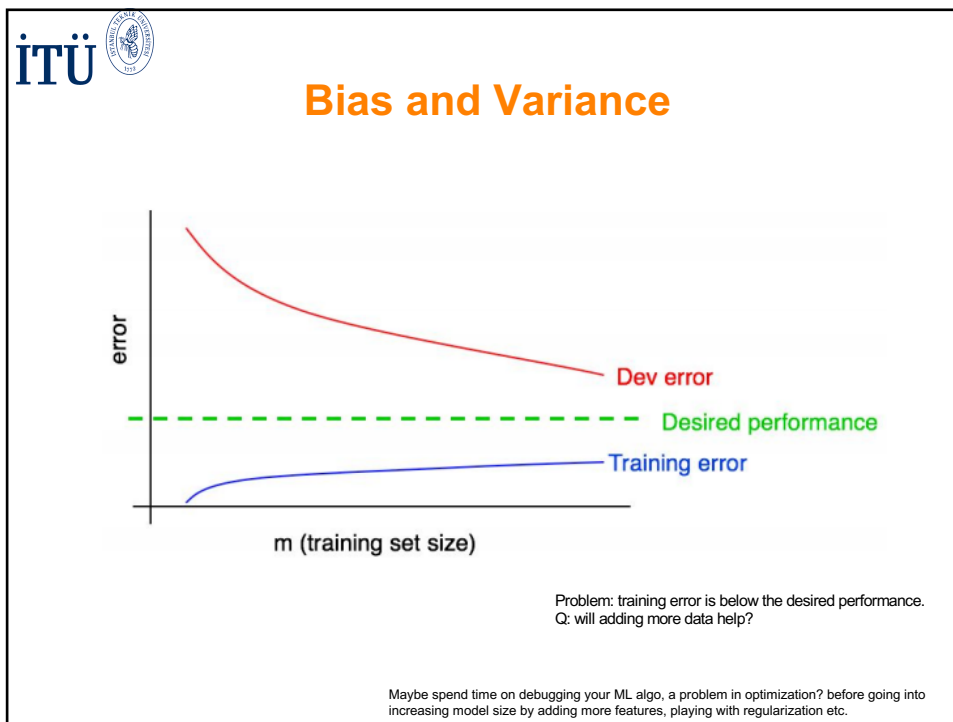
18



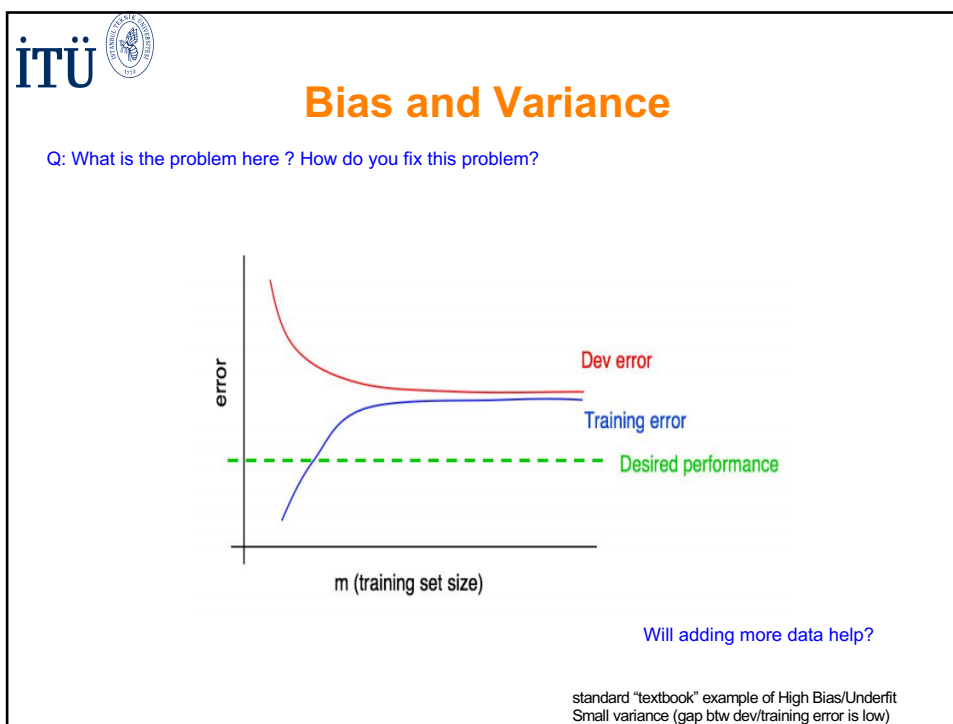
19




20



21




22

İTÜ 

Bias and Variance


Q: What is the problem here ? How do you fix this problem?




Will adding more data help?

standard "textbook" example of Low Bias (High Variance) /Overfit

23

İTÜ 

Bias and Variance




Now you have both large training and dev error.
Both high bias and high variance

Find a way to reduce both bias and variance.

In practice, try to overfit first during training, then start decreasing the capacity of your model while monitoring the dev (val) error

24




Bias and Variance

You should be able to run such diagnostics by looking at your learning curves. Spend time on diagnostics to characterize performance of your ML algorithms.

- Summary of bias-variance driven design
 - High Bias:
 - You are underfitting, increase the model capacity
 - Low bias – High Variance:
 - Plot the learning curve, if the test error is flat, you are overfitting, regularize the model or etc
 - If the test error is decreasing, collect more data
 - Low Bias – Low Variance:
 - Victory!

25



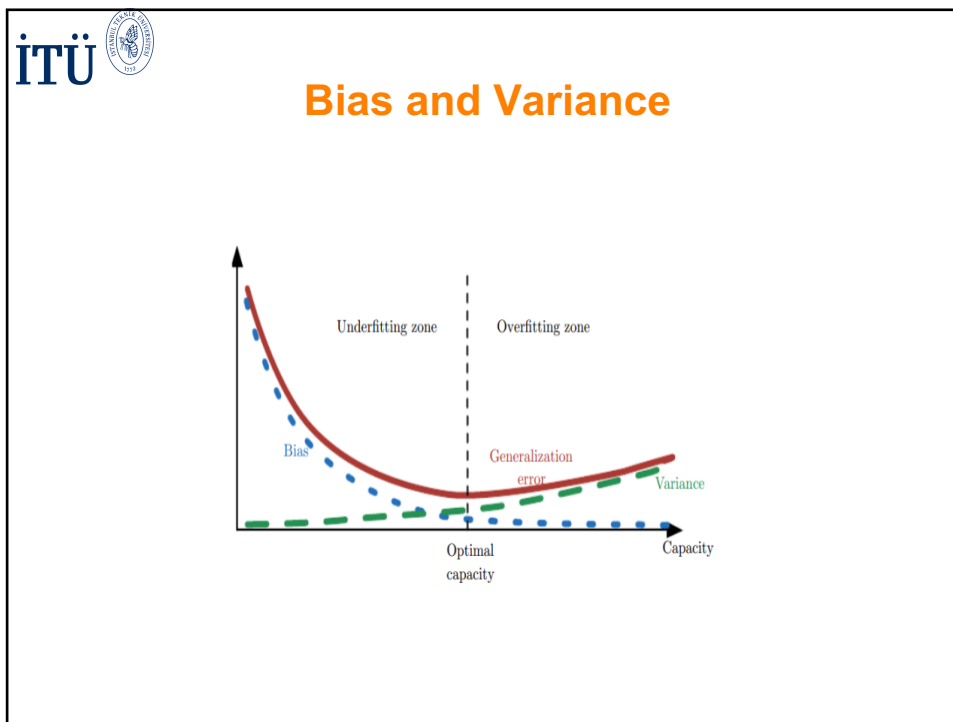
Generalization

▸ In general, we want to find a w such that:

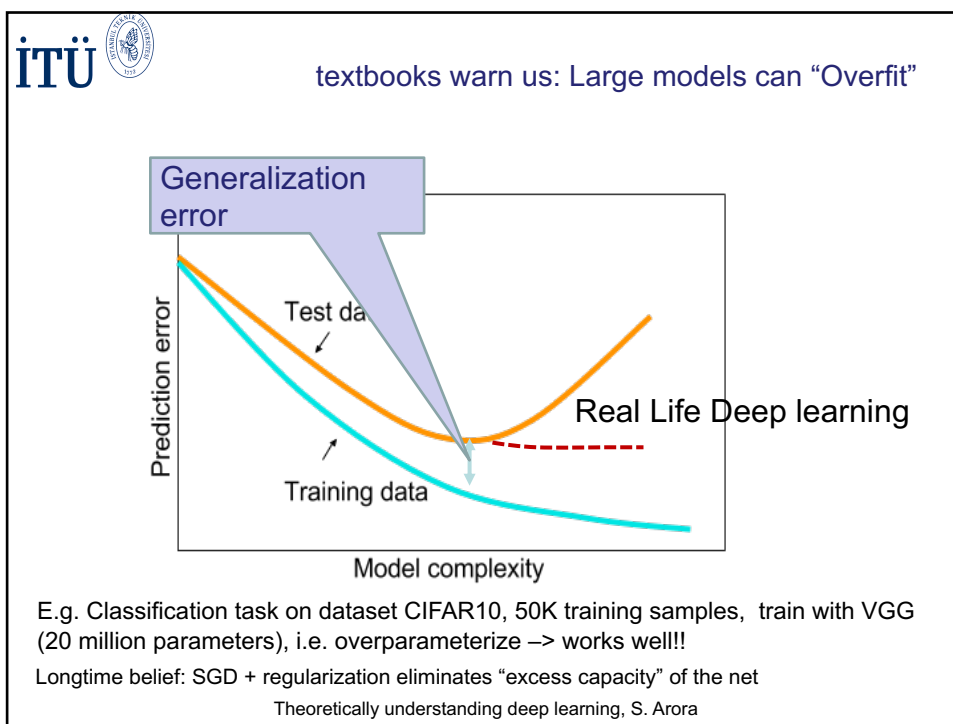
- ① Make the training error small
- ② Make the gap between training and test error small

- Unfortunately, we rarely do both good at the same time
- Failing on 1, is known as underfitting, our model's capacity is not sufficient to capture $p(x, y)$
- Success on 1 but failing on 2, is known as overfitting, our model's capacity is so high that it becomes overtuned to work only on training data

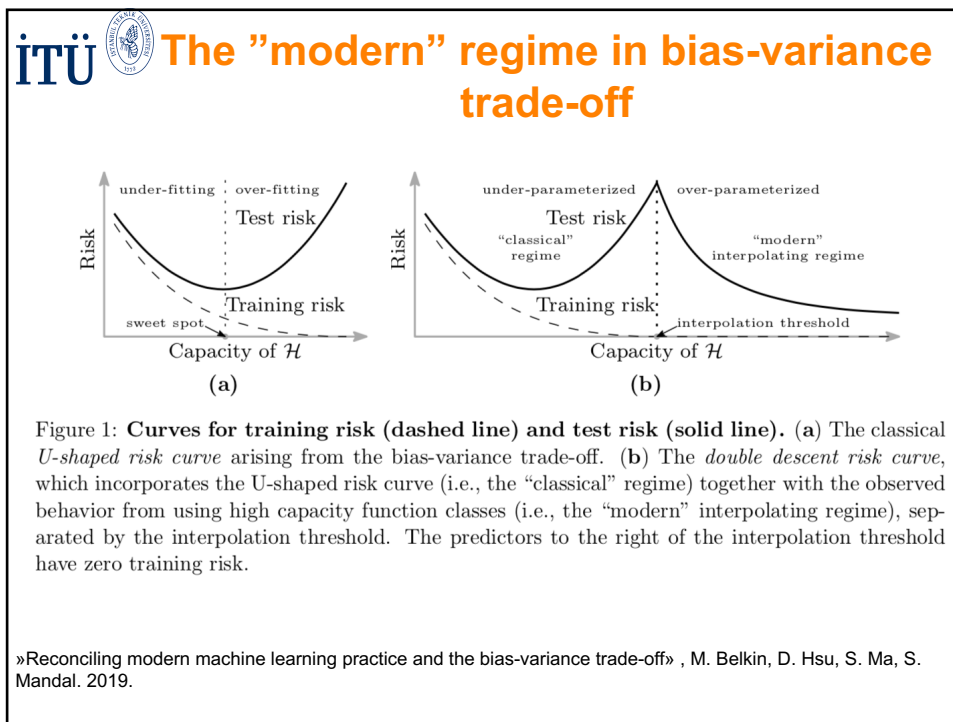
26



27



28



29

ITÜ

Not so terrible local minima: convexity is not needed

Myth busted:

- Local minima dominate in low-D, but saddle points dominate in high-D
- Most local minima are relatively close to the bottom (global minimum error)

(Dauphin et al NIPS'2014, Choromanska et al AISTATS'2015)

12

Bengio Y, talk Heidelberg Laureate Forum

30